

Pro/Cap[®] TD

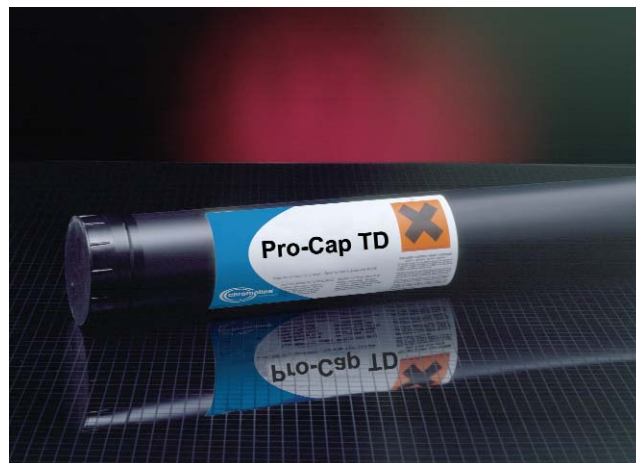
Humidity resistant pre-sensitized diazo capillary film for solvent based and plastisol inks.

Pro/Cap[®] TD Capillary Film

Pro/Cap TD pre-sensitized diazo capillary film from Chromaline is designed for compatibility with plastisol and solvent based inks. Printers will appreciate its durability for demanding print runs and its "user friendly" convenience. In addition to the normal benefits of capillary film, Pro/Cap TD provides these extra advantages:

- Low Rz
- Economically priced
- Humidity Resistance

Pro/Cap TD capillary film is recommended for screen makers demanding high edge definition and reliable durability for quality imaging during long print runs. Available in both rolls and custom cut sheets.



MATERIALS REQUIRED

Exposure unit
Washout sink
Clean work area

RECOMMENDED

Drying cabinet
Pressure washer
Chromaline Exposure
Calculator

CHEMICALS REQUIRED

Chroma/Clean[™]
mesh degreaser
Chroma/Wet[™]
wetting agent
Chroma/Strip[™]
screen reclaimer

RECOMMENDED

Chroma/Haze[™]
haze remover
Chroma/Brade[™]
mesh abrader
Chroma/Set[™]
stencil hardener

SAFETY AND HANDLING

There are no hazards associated with this product when used within reasonable standards of industrial hygiene and safe working practices. Refer to MSDS for further information.

STORAGE

Pre-sensitized Pro/Cap TD films are light sensitive and should be opened only under yellow or subdued lighting. Chromaline recommends that unexposed film be stored in sealed original container in a cool, dry area.

Coated, unexposed screens can be stored as long as one month in a clean, cool, dry and completely dark area.

Shelf life is 18 months when stored between 65°F and 75°F. Film degrades quickly when stored above 110°F. Store film in sealed tube when not in use.

THICKNESS	MESH COUNT	APPLICATION
Pro/Cap TD 15	380 & finer, 150cm	Standard UV printing and fine halftones.
Pro/Cap TD 18	380 & finer, 150cm	Standard UV printing, halftones and delicate line work.
Pro/Cap TD 25	305 & finer, 120cm	Large dot halftones, fine graphics/decals, heavier deposit UV printing.
Pro/Cap TD 30	305 & finer, 120cm	Large dot halftones, fine graphics/decals, heavier deposit UV printing.
Pro/Cap TD 38	200 - 305, 78-120cm	General graphics printing, soft hand textile and halftones in textiles.
Pro/Cap TD 50	200 & coarser, 78cm	General textile printing, solder mask for circuit boards, specialty graphics.



Chromaline Screen Print Products

4832 Grand Ave. • Duluth, Minnesota 55807 • Tel: 218-628-2217 • Fax: 218.628.3245
Web Site: www.chromaline.com • E-mail: sales@chromaline.com

PRO/CAP[®] TD



INSTRUCTIONS

DEGREASE

Using Chroma/Clean™ mesh degreaser, work up a lather on both sides of mesh. Rinse thoroughly.

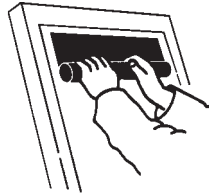


WET

Capillary films require a thoroughly wet screen. With the screen in a vertical position, paint Chroma/Wet™ wetting agent onto the print side of the screen. (Use a separate brush just for this step.) Wait a moment, then flood entire screen with a garden type hose.


ROLL-DOWN

Cut the film to size and roll it up emulsion side out. Re-flood the screen with water and attach the roll of film to the top of the print side of the screen. With slight pressure, roll the film down until the entire piece is in contact with the mesh. Use a window squeegee to remove excess water from the squeegee side only.




DRY

Thoroughly dry the screen in a dark area (avoid high temperatures of 110°F 43°C and up). Remove the carrier just before exposing. If the carrier resists being pulled off, additional drying time is needed.




EXPOSE

With polyester carrier peeled off, place the emulsion side of the positive against the print side of the screen in an exposure frame. Run an exposure test to determine your correct exposure. (See exposure guidelines at right.)



DEVELOP

Gently spray both sides of screen with tepid water. Wait 30 to 60 seconds then wash the print side of the screen until image is fully open. Rinse both sides thoroughly. Dry screen completely and you are ready to print.



RECLAIM

Apply Chroma/Strip screen reclaimer to both sides of screen. Scrub with a stiff nylon brush to ensure entire surface is wet and let it work for 30 to 60 seconds. Pressure wash out.



EXPOSURE GUIDELINES

Exposure times were determined by using the Chromaline Exposure Calculator and the Chromaline UV Minder. Exposure times were set for a 5KW unit at 40" from the frame. All screen mesh was yellow in color. Screens were coated wet on wet, once on print side and twice on squeegee side.

Chromaline recommends use of an exposure calculator for correct times for your equipment. These figures are only a guide.

Thickness	Mesh	Time / mj/cm ²
15 micron	380	40-45 sec. / 225-255 mj/cm ²
18 micron	380	40-50 sec. / 225-285 mj/cm ²
25 micron	305	50-80 sec. / 285-495 mj/cm ²
30 micron	305	60-100 sec. / 375-615 mj/cm ²
38 micron	230	75-120 sec. / 465-750 mj/cm ²
50 micron	155	140-200 sec. / 860-1225 mj/cm ²

For Technical Service
Call Toll Free 1-800-328-4261
Email: help@chromaline.com